



Quick Start Guide Aquabot



Chlorine
Max 4 ppm

pH
7.0 - 7.8



Temp
5 - 35°C

NaCl
Max 4,000 ppm

EN

For full user manual
please scan



**DO NOT ENTER THE POOL
WHILE THE ROBOT IS
RUNNING IN THE POOL.**

1. Power on & Charging

- Press and hold "⏻" button for 2 seconds to turn on the robot.
- Before charging, **please wipe away any water from the charging contacts.**
- Please fully charge the robot before using it for the first time.



2. Download the BWT Robotics App and Connect to Wi-Fi

- Search for "BWT Robotics" on the Apple App Store or Google Play Store, download the app, and initiate the connection to unlock customized cleaning features.
- If the Wi-Fi indicator light is flashing, it means it is waiting to be paired.
- If the Wi-Fi indicator light is steady on, it means it is already connected to a Wi-Fi network. To reset Wi-Fi, press and hold "⏻" button for at least 8 seconds until you see the Wi-Fi indicator starts flashing again.

IOS

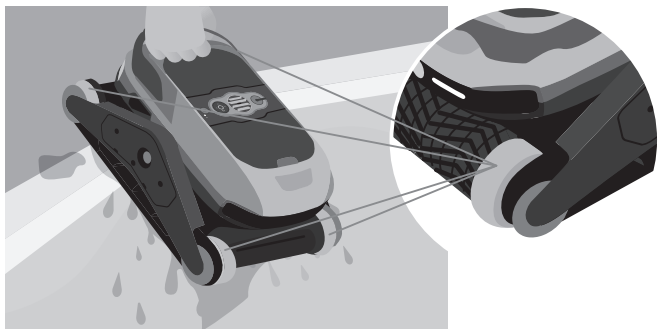






Android



3. Quick Start

- For the initial use, please soak the sponges on both sides of the scrubbing brush in water for at least 5 minutes, or gently press the robot to assist it in sinking better into the water.
- Briefly press "☁" button to switch and select cleaning mode.
- Once you see the light ring turns **blue**, drop the robot into the pool within one minute.
- The robot will move to and park at the nearest edge when it completes the cleaning cycle or when the battery level goes below 10%. Use the retrieval hook to recall the robot.



	App control
	Floor mode
	Wall mode
	Overall mode

	Solid on	Flashing
Green	50 ~ 100% or Fully Charged	Charging to 100%
Yellow	25 ~ 50%	Charging to 50%
Red	0 ~ 25%	Charging to 25%
Blue	Cleaning starts, and you can drop the robot into the water	

4. Warnings & Cautions

Minimum depth: 0.5 m	Power : 206W	Output voltage: 25.5V DC
Maximum depth: 4.0 m	Waterproof: IPX8	Input Voltage: AC 100~240 V 50/60 HZ

- Do not use the robot when there are people or objects in the pool.
- The power supply must be connected through a Ground Fault Current Interrupter (GFCI USA) or a Residual Current Device (RCD Europe) not exceeding 30 mA.
- Use only the original battery and power adapter.
- All parts must be replaced with original parts supplied by a BWT authorized service center.
- The connection to the power must meet local and national wiring rules.
- Keep out of children's reach.
- Operating the cleaner out of water may cause immediate and severe damage resulting in loss of warranty.
- When not in use, please store the device in a shaded area, away from direct sunshine or any heat source. (We recommend taking the device out of the water after each use).
- RESIDENTIAL USE ONLY